

# How we make PAINT

With  
Soil,



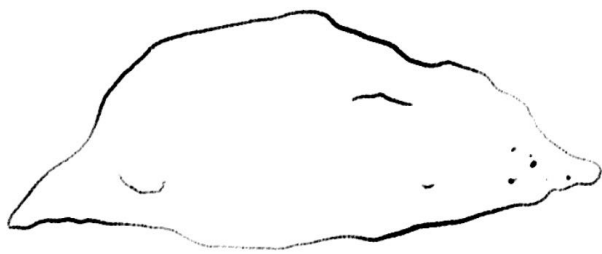
water,  
+  
tree gum

Instructions by

Kanae Raro Research Collective

# You will need...

EARTH  
PIGMENT



(dried + crushed soil / silt / clay)




TREE GUM

(dry crushed resin  
or  
gum dissolved in water)

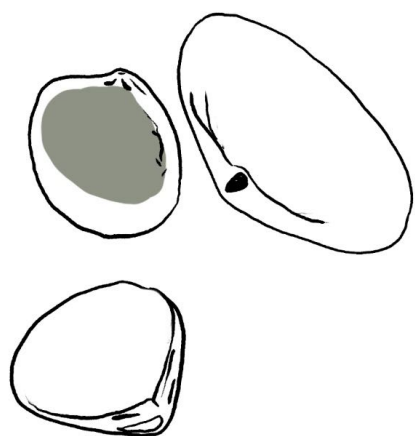


WATER

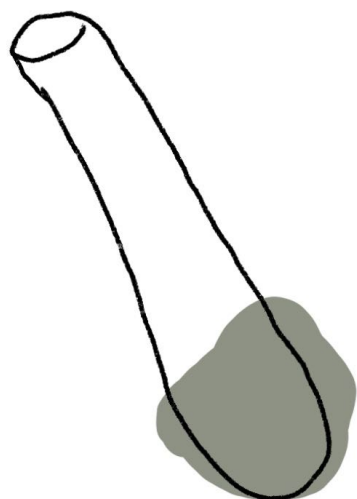
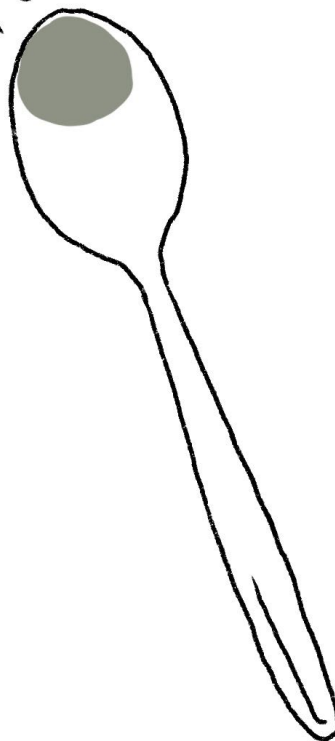


# SHELLS OR SMALL CONTAINERS

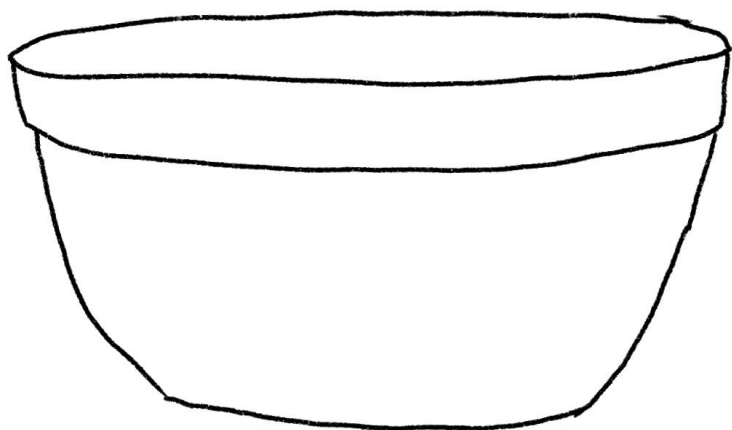
(for leftover paint)



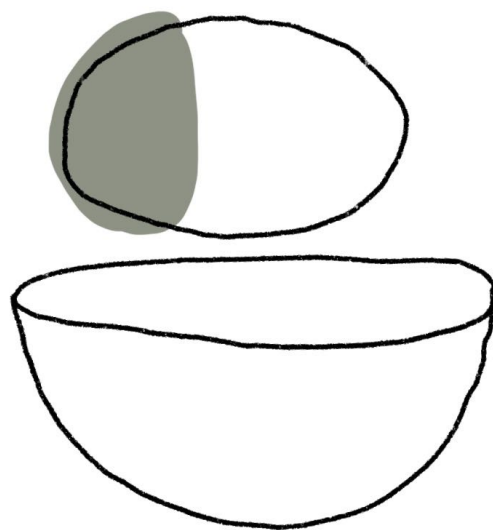
SPOON



PIPETTE (or a steady hand)




MORTAR + PESTLE



SMALL BOWL  
+ ROCK  
FOR GRINDING


or

Try different  
amounts of water



More mixing  
makes  
smoother paint

Experiment to make a paint  
that suits you!




4 t  
PIGMENT

$\frac{1}{2}$  t  
TREE GUM

1 drop  
HONEY

10 drops  
WATER



MIX, MIX, MIX → you've made paint

These instructions are a starting point.  
Through experiment + play, trial + error -  
you will become an expert on natural paint  
specific to the resources in your area.

Made by Sarah Hudson of  
KAUAERARO RESEARCH COLLECTIVE

check us out on instagram

@kauae\_raro

+ there's more info at:

[www.kauaeraro.com](http://www.kauaeraro.com)